

5 décembre 2023

Better understanding the links between  
wolf depredation behavior, culling and  
depredation levels with an

## **INDIVIDUAL - BASED MODEL**

presented by

**OKSANA GREUTE**



**OFB**  
OFFICE FRANÇAIS  
DE LA BIODIVERSITÉ



CENTRE D'ÉCOLOGIE  
FONCTIONNELLE  
& EVOLUTIVE

# SUMMARY



The point of **INDIVIDUAL - BASED MODEL** for wolf research



Modeling a wolf population



Simulating depredation and culling



Conclusion and perspectives



# SUMMARY




The point of **INDIVIDUAL - BASED MODEL** for wolf research




Modeling a wolf population




Simulating depredation and culling



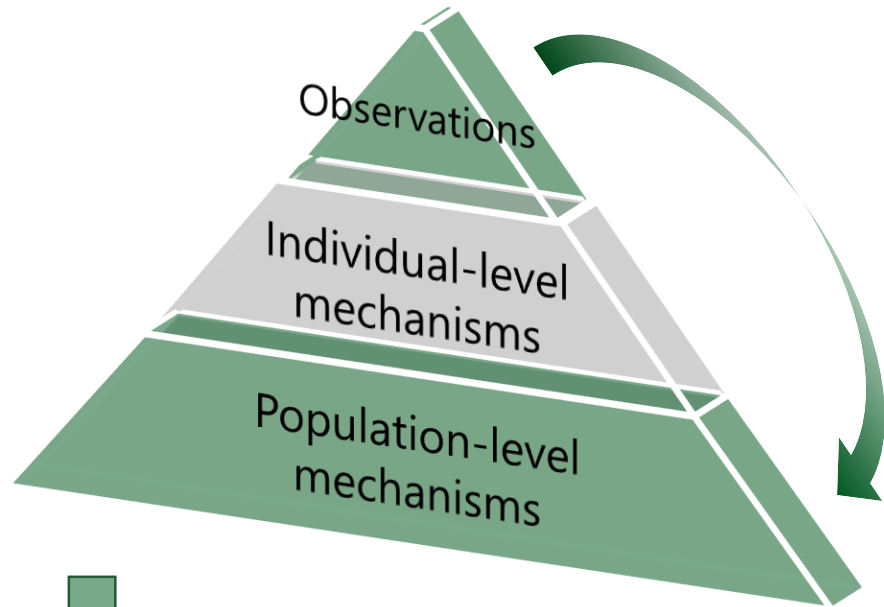
Conclusion and perspectives



# The point of **INDIVIDUAL - BASED MODEL** for wolf research



## Correlation




- Easy to apply

- Observations are incomplete
- Potential confounding effects
- No cause-effect directionality

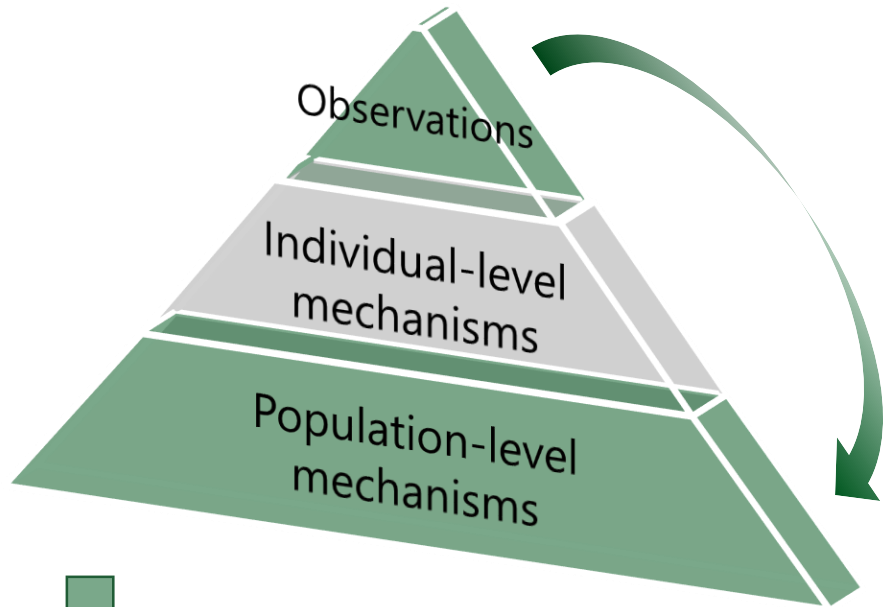


*Depredation* ~ *Flock protection*  
+ *Wolf number* + *Wolf culling*

# The point of **INDIVIDUAL - BASED MODEL** for wolf research



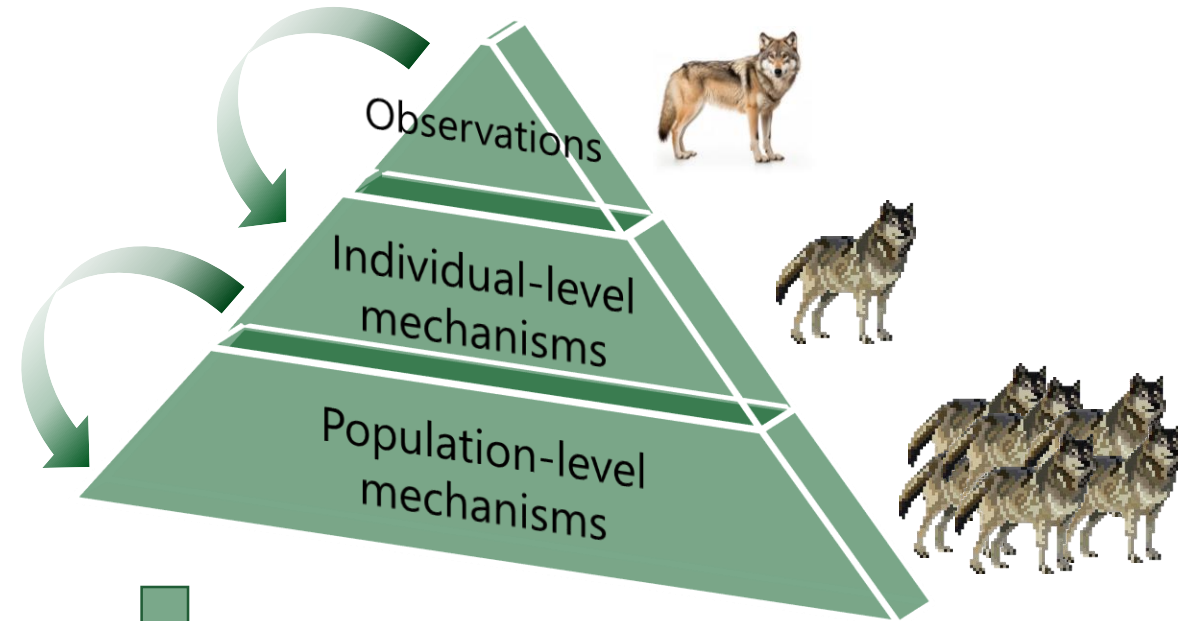
## Correlation



- Easy to apply

- Observations are incomplete
- Potential confounding effects
- No cause-effect directionality


## **INDIVIDUAL - BASED MODEL**



- Understanding of the results
- Adapted to social species
- Easy to code

- Requires substantial amount of information about the species

# SUMMARY




The point of **INDIVIDUAL - BASED MODEL** for wolf research




Modeling a wolf population




Simulating depredation and culling



Conclusion and perspectives



# Modeling a wolf population

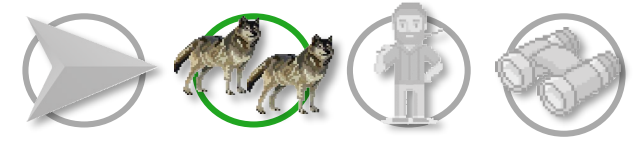


Haight *et al.*, 2002 - Marucco and McIntire, 2010 - Chapron *et al.*, 2016




Pack dissolution modeling (Brainerd *et al.*, 2008 - Cassidy *et al.*, 2023)

# Modeling a wolf population




**ID CARD**



5 years old  
Female  
Pack n°1  
Breeder


**LUPA**

**ID CARD**



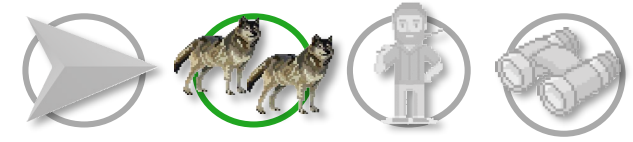
4 years old  
Male  
Pack n°2  
Subordinate

**LUPO**






# Modeling a wolf population



**ID CARD**




5 years old  
Female  
Pack n°1  
Breeder

**LUPA**




**ID CARD**

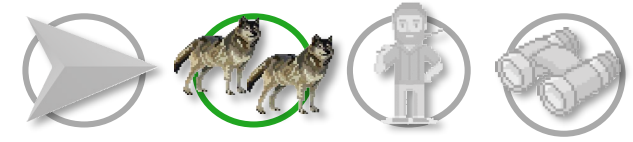


4 years old  
Male  
Pack n°2  
Subordinate


**LUPO**



# Modeling a wolf population



**ID CARD**




5 years old  
Female  
Pack n°1  
Breeder

**LUPA**




~ *Poisson*(6.1)

**ID CARD**

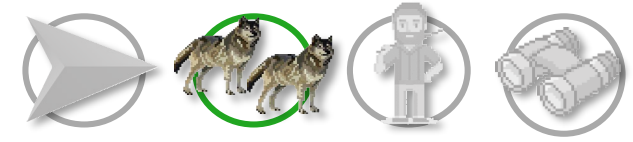


4 years old  
Male  
Pack n°2  
Subordinate


**LUPO**



# Modeling a wolf population



**ID CARD**




5 years old  
Female  
Pack n°1  
Breeder

**LUPA**




~ *Poisson*(6.1)

**ID CARD**

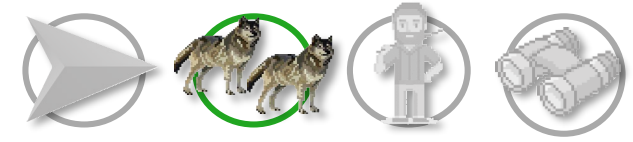


4 years old  
Male  
Pack n°2  
Subordinate


**LUPO**



# Modeling a wolf population



**ID CARD**



5 years old  
Female  
Pack n°1  
Breeder

**LUPA**




**START**

**REPRODUCTION**


**MORTALITY**

**ID CARD**



4 years old  
Male  
Pack n°2  
Subordinate

**LUPO**

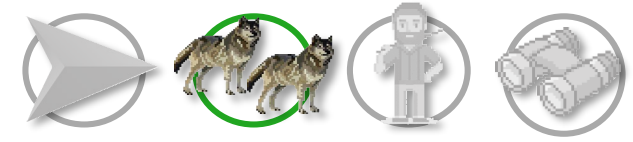


**LUPA** **LUPA'S BOYFRIEND**


$\sim \text{Bernoulli}(p_{(\text{age} \& \text{status})})$



# Modeling a wolf population



**ID CARD**



5 years old  
Female  
Pack n°1  
Breeder


**LUPA**

**START**

**REPRODUCTION**

**MORTALITY**

**ID CARD**



4 years old  
Male  
Pack n°2  
Subordinate

**LUPO**

**LUPA**

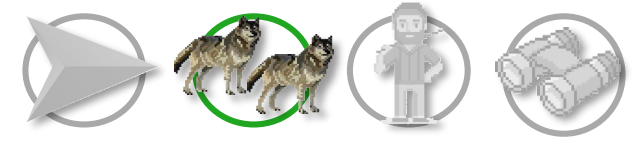
$\sim \text{Bernoulli}(p_{(\text{age \& status})})$

**LUPO'S FATHER**


**LUPO'S MOTHER**

**LUPO**

# Modeling a wolf population


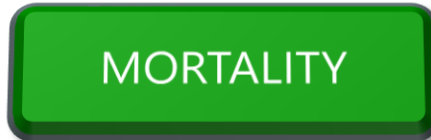






**ID CARD**




5 years old  
Female  
Pack n°1  
Breeder

**LUPA**



**ID CARD**



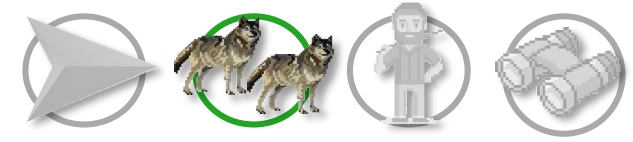
4 years old  
Male  
Pack n°2  
Subordinate

**LUPO**




~ Bernoulli(0.26)

# Modeling a wolf population



**ID CARD**


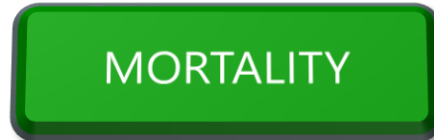






5 years old  
Female  
No pack  
Disperser


**LUPA**



**LUPA**



**ID CARD**



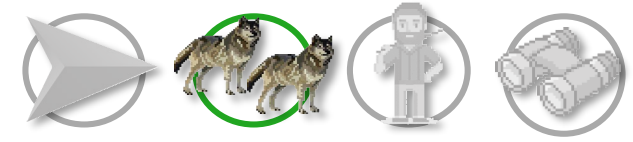
4 years old  
Male  
Pack n°2  
Subordinate

**LUPO**




~ Bernoulli(0.26)

# Modeling a wolf population



**ID CARD**



5 years old  
Female  
No pack  
Disperser

**LUPA**




**DISPERSAL**



$\sim \text{Normal}(4.4, 1.3)$   
 $\sim \text{Bernoulli}(p_{age})$

**ID CARD**




4 years old  
Male  
Pack n°2  
Subordinate

**LUPO**



**LUPA**



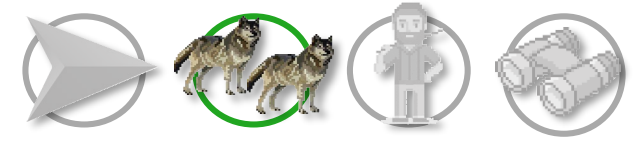
**LUPA'S MOTHER**  
**LUPA'S FATHER**  
**LUPO**

Marucco and McIntire, 2010


Haight and Mech, 1997



# Modeling a wolf population



**ID CARD**



5 years old  
Female  
No pack  
Disperser

**LUPA**



**DISPERSAL**



$\sim \text{Normal}(4.4, 1.3)$   
 $\sim \text{Bernoulli}(p_{\text{age}})$

**ID CARD**



4 years old  
Male  
No pack  
Disperser

**LUPO**

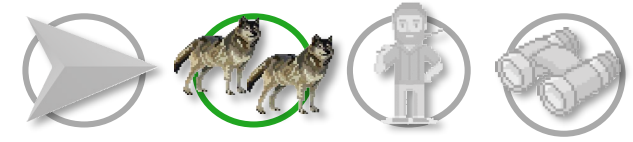


**LUPA**




**LUPO**

# Modeling a wolf population



**ID CARD**



5 years old  
Female  
No pack  
Disperser

**LUPA**



**DISPERSAL**


**REPLACEMENT BY DISPERSERS**



**ID CARD**

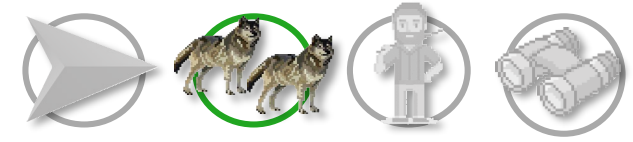


4 years old  
Male  
No pack  
Disperser


**LUPO**



# Modeling a wolf population



**ID CARD**




5 years old  
Female  
No pack  
Disperser


**LUPA**




**LUPA**




**DISPERSAL**



**REPLACEMENT BY DISPERSERS**




**PAIR BONDING**



$$\sim \text{Bernoulli}\left(\frac{N_{\text{Free territories}}}{\text{Carrying capacity}}\right)$$

**ID CARD**



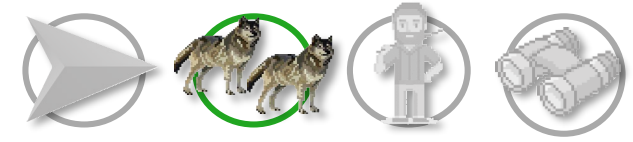
4 years old  
Male  
No pack  
Disperser

**LUPO**




**LUPO**

# Modeling a wolf population




**ID CARD**




5 years old  
Female  
Pack n°4  
Breeder


**LUPA**




**DISPERSAL**




**REPLACEMENT BY DISPERSERS**



**PAIR BONDING**




**ID CARD**



4 years old  
Male  
Pack n°4  
Breeder

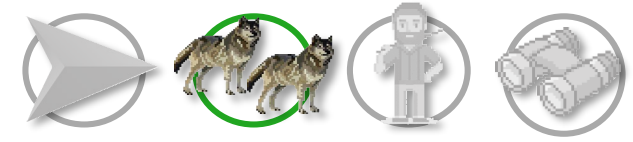
**LUPO**




**LUPA**      **LUPO**

$$\sim \text{Bernoulli}\left(\frac{N_{\text{Free territories}}}{\text{Carrying capacity}}\right)$$

# Modeling a wolf population



**ID CARD**




5 years old  
Female  
Pack n°4  
Breeder

**LUPA**

**DISPERSAL**

**REPLACEMENT BY DISPERSERS**

**ID CARD**



4 years old  
Male  
Pack n°4  
Breeder


**LUPO**

**PAIR BONDING**

**LUPA** **LUPO**

 **START** 

# SUMMARY




The point of **INDIVIDUAL - BASED MODEL** for wolf research




Modeling a wolf population




Simulating depredation and culling



Conclusion and perspectives



# Simulating depredation and culling




## ID CARD




Age  
Sex  
Pack  
Breeding status  
**Depredation index**

# Simulating depredation and culling



**ID CARD**

---

 Age  
Sex  
Pack  
Breeding status  
**Depredation index**

**DI**




**0**

**1**






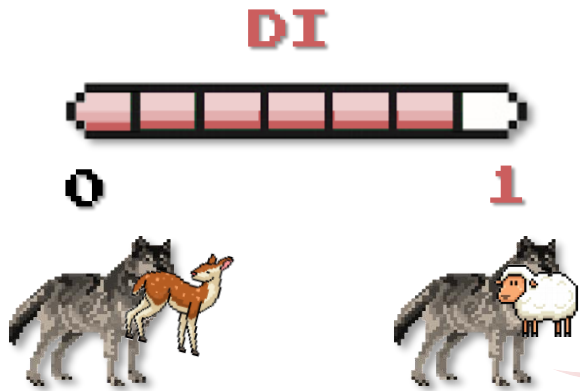
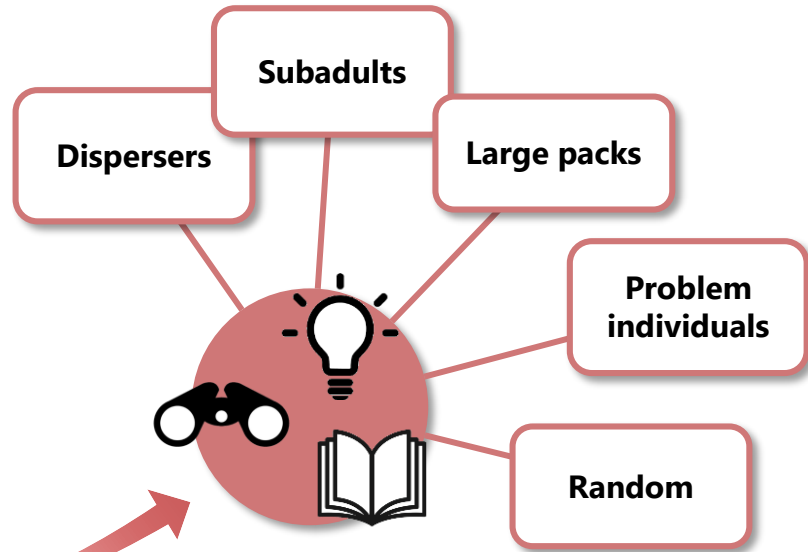
# Simulating depredation and culling




**ID CARD**




Age  
Sex  
Pack  
Breeding status  
**Depredation index**



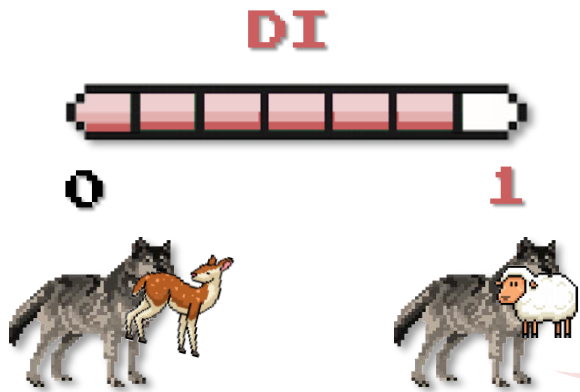
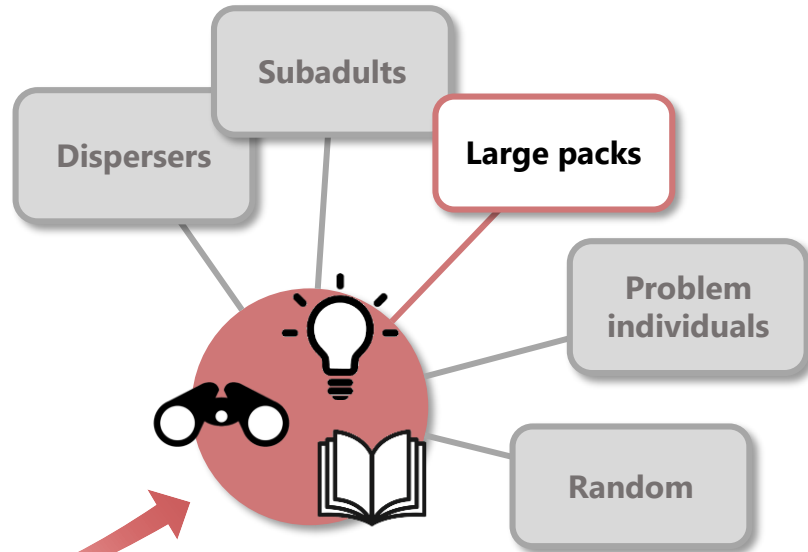
# Simulating depredation and culling




**ID CARD**




Age  
Sex  
Pack  
Breeding status  
**Depredation index**



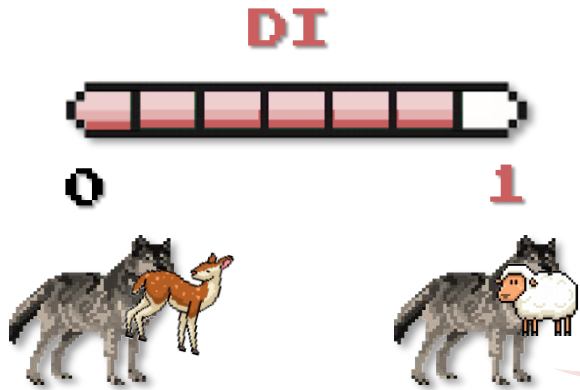
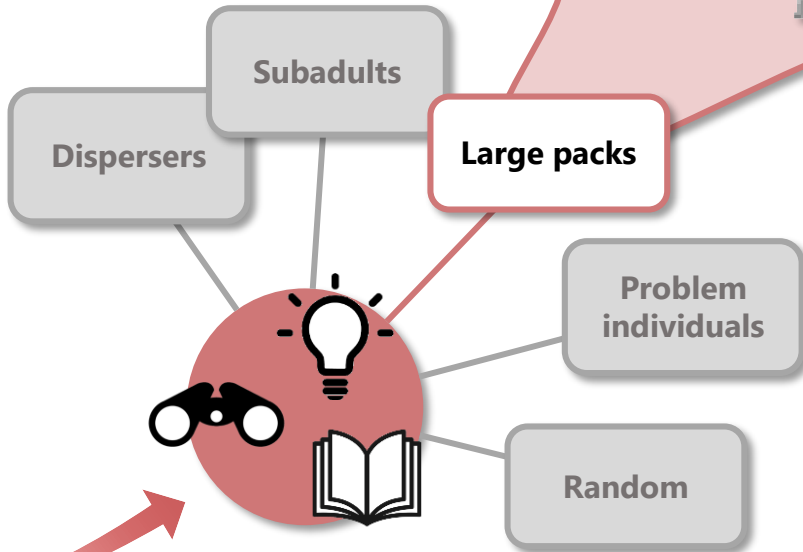
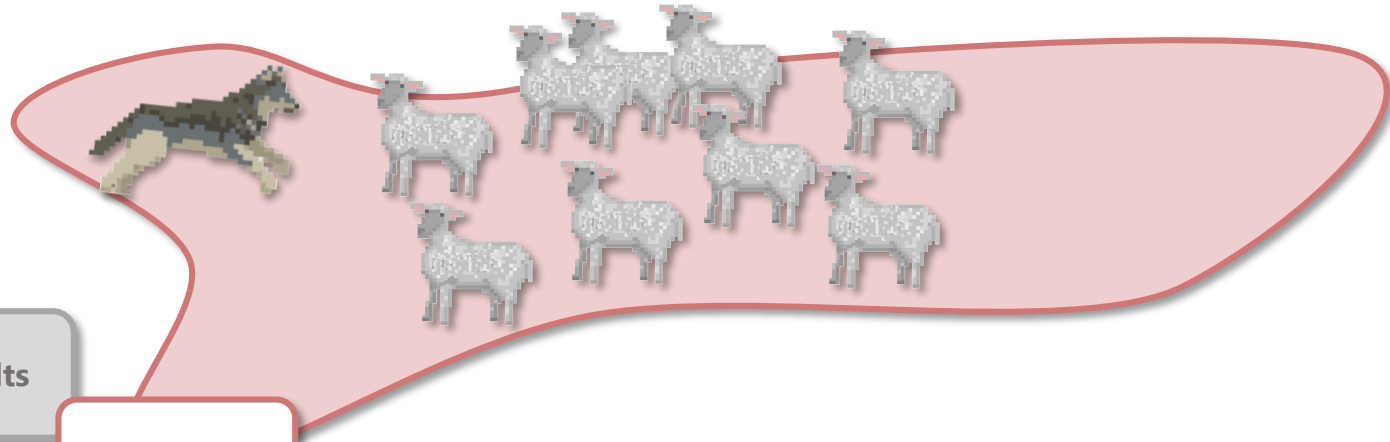
# Simulating depredation and culling




**ID CARD**




Age  
Sex  
Pack  
Breeding status  
**Depredation index**



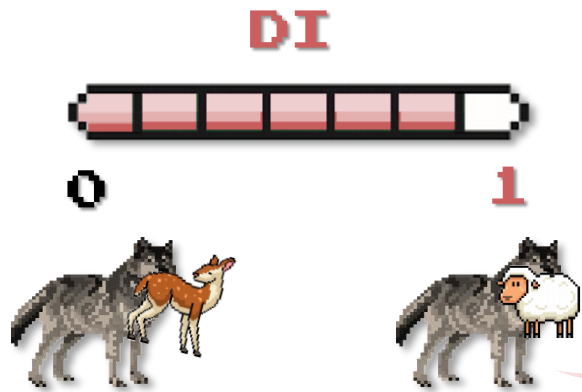
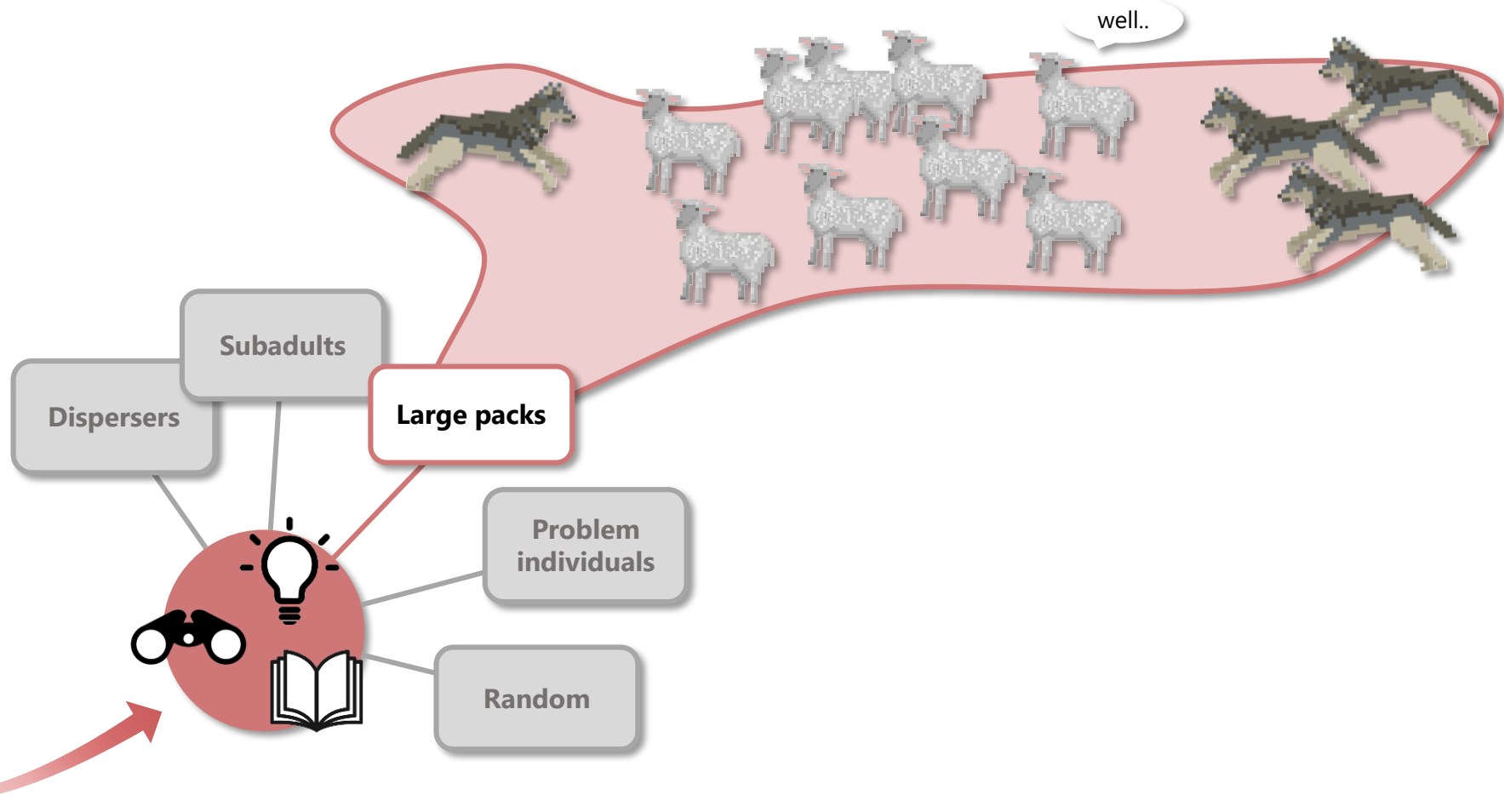
# Simulating depredation and culling




**ID CARD**




Age  
Sex  
Pack  
Breeding status  
**Depredation index**



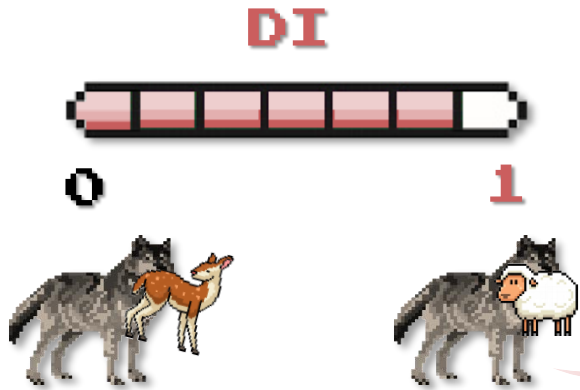
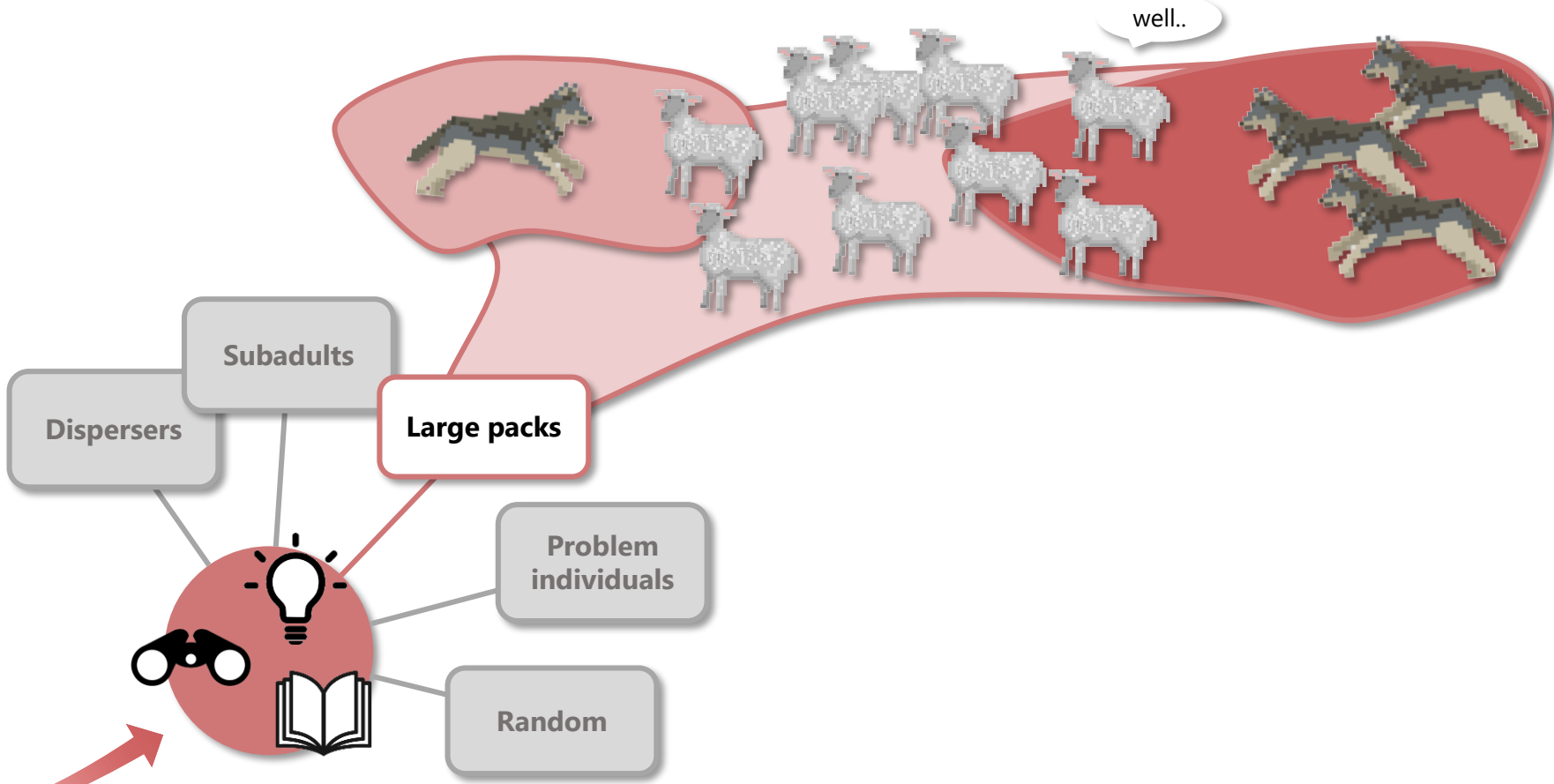
# Simulating depredation and culling




**ID CARD**




Age  
Sex  
Pack  
Breeding status  
**Depredation index**



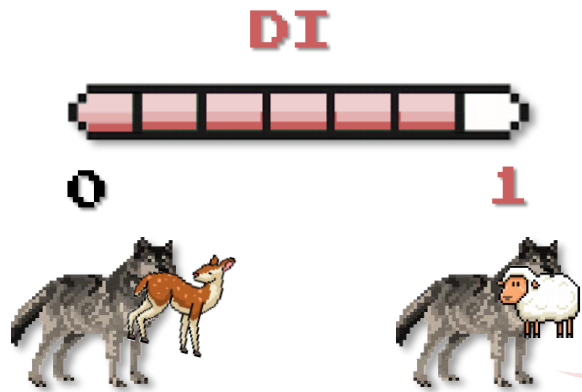
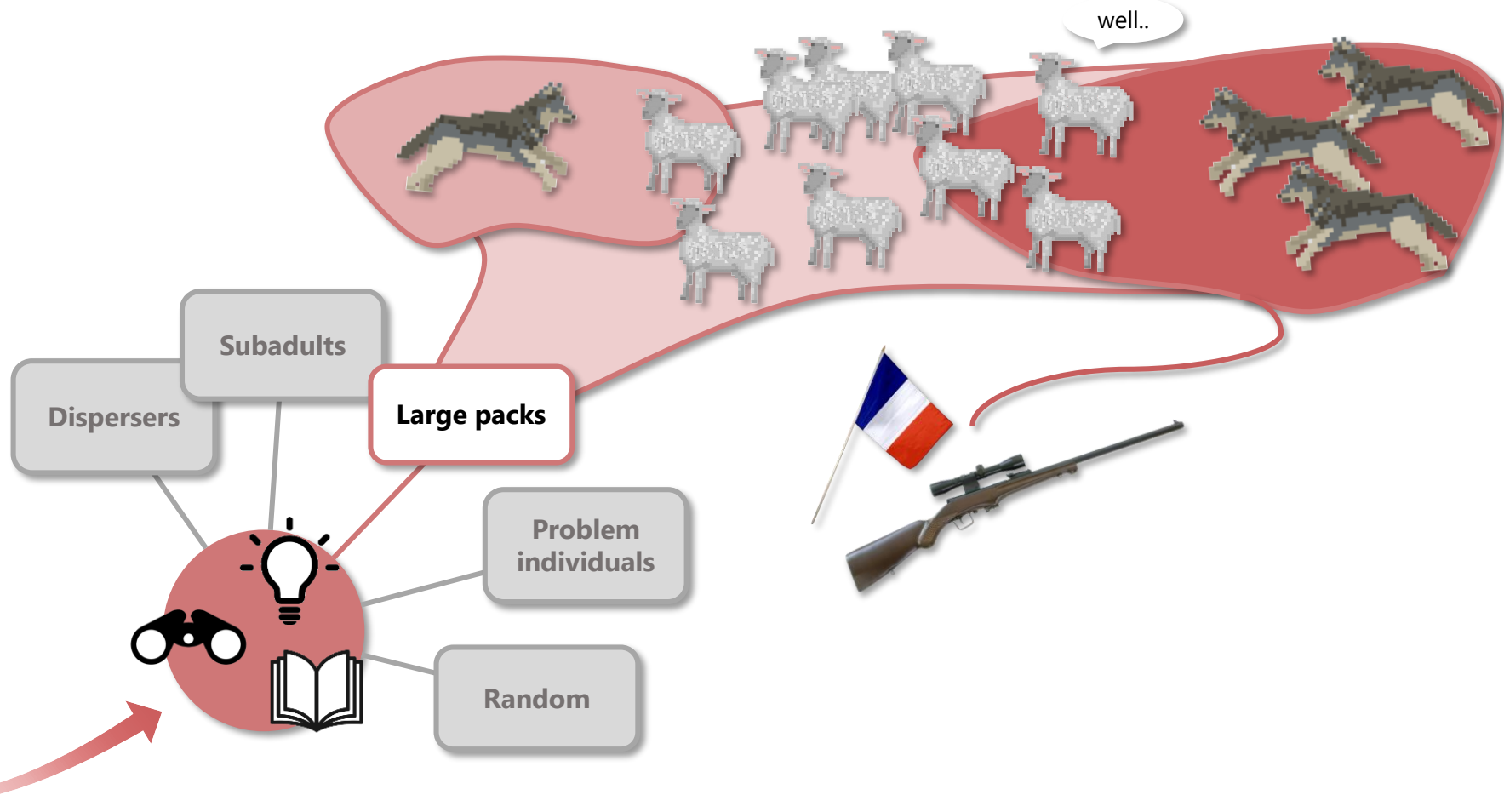
# Simulating depredation and culling




**ID CARD**




Age  
Sex  
Pack  
Breeding status  
**Depredation index**



# Simulating depredation and culling



### ID CARD



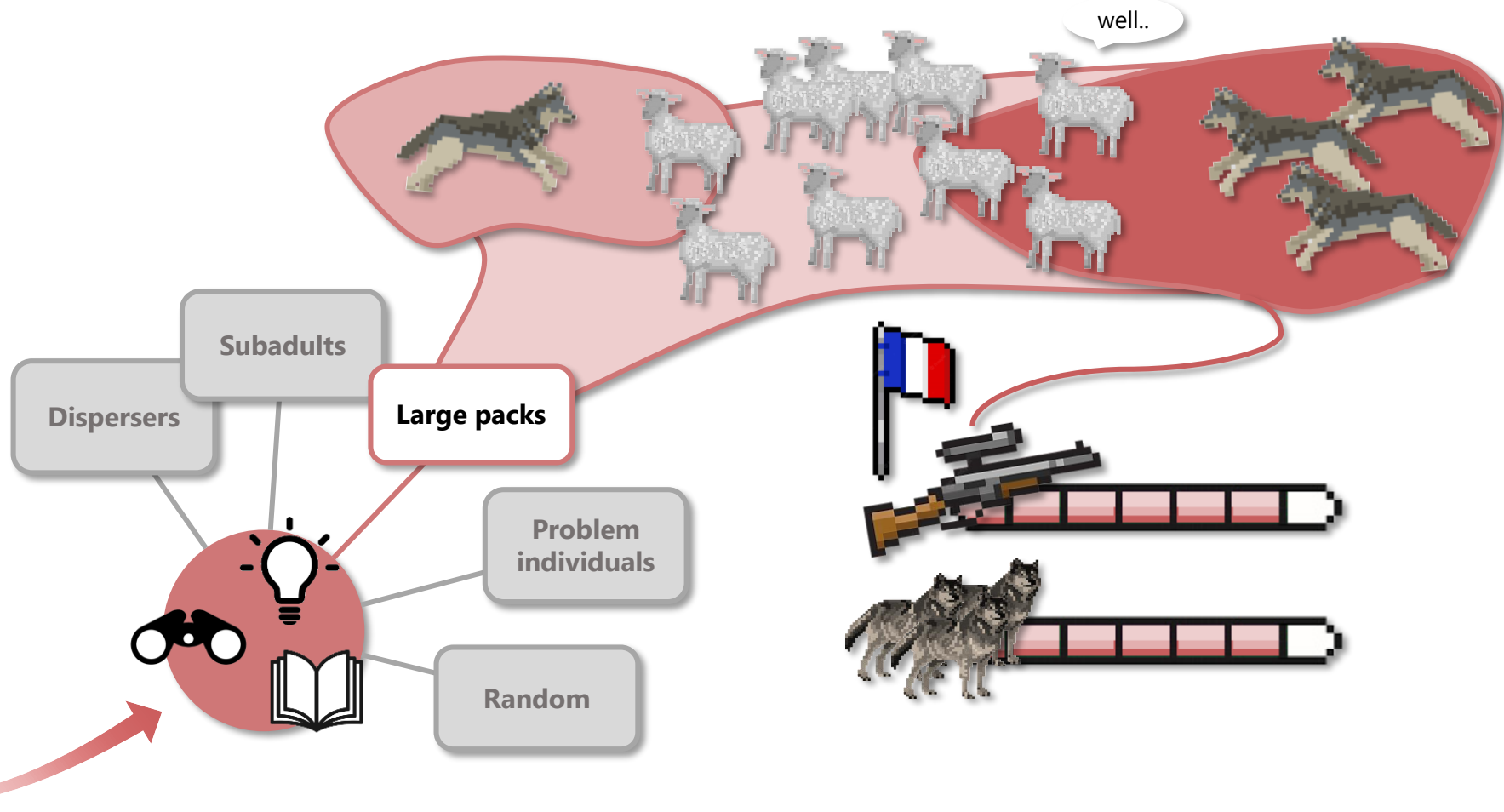
Age  
Sex  
Pack  
Breeding status  
**Depredation index**

### PACK NEEDS




0


1



# Simulating depredation and culling




**A LOCAL AREA OF UNIFORM SHEEP HUSBANDRY**  
**WOLF CARRYING CAPACITY: 10 PACKS**





# Simulating depredation and culling




**A LOCAL AREA OF UNIFORM SHEEP HUSBANDRY**  
**WOLF CARRYING CAPACITY: 10 PACKS**



**MIGRATION**

# Simulating depredation and culling



**A LOCAL AREA OF UNIFORM SHEEP HUSBANDRY**  
**WOLF CARRYING CAPACITY: 10 PACKS**



▶ START

REPRODUCTION

MORTALITY

PACK DISSOLUTION

DISPERSAL


REPLACEMENT BY DISPERSERS

PAIR BONDING

▶ START

MIGRATION

# Simulating depredation and culling



**A LOCAL AREA OF UNIFORM SHEEP HUSBANDRY**  
**WOLF CARRYING CAPACITY: 10 PACKS**

▶ START

REPRODUCTION

MORTALITY

PACK DISSOLUTION

DISPERSAL

REPLACEMENT BY DISPERSERS


PAIR BONDING

▶ START


**SELECTIVE CULLING**  
20%

**RANDOM CULLING**  
20%

**NO CULLING**  
0%



# Simulating depredation and culling



RANDOM  
CULLING

**IBM X 150**

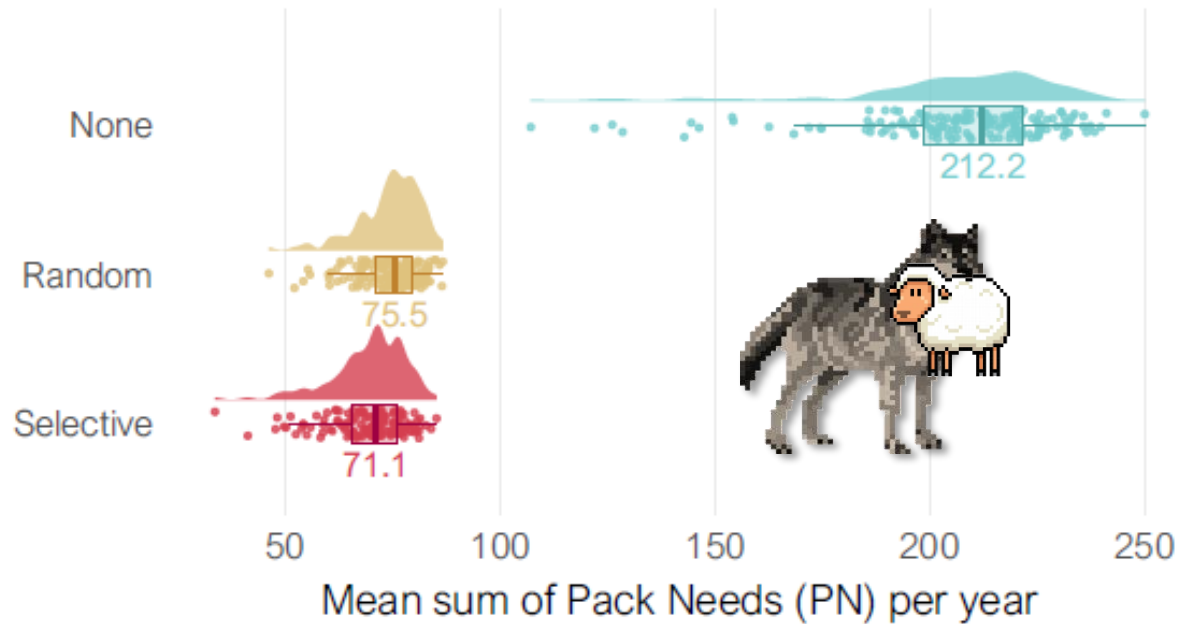
SELECTIVE  
CULLING

**IBM X 150**


NO CULLING

**IBM X 150**

## A. Depredation risks



# Simulating depredation and culling



RANDOM  
CULLING

**IBM X 150**

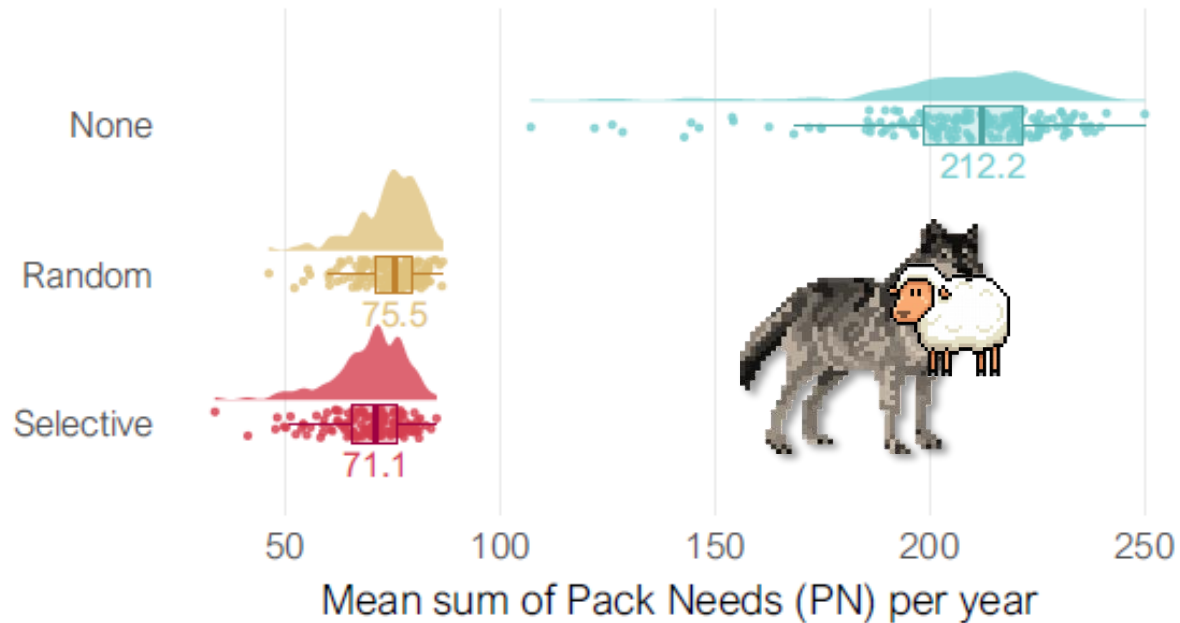
SELECTIVE  
CULLING

**IBM X 150**

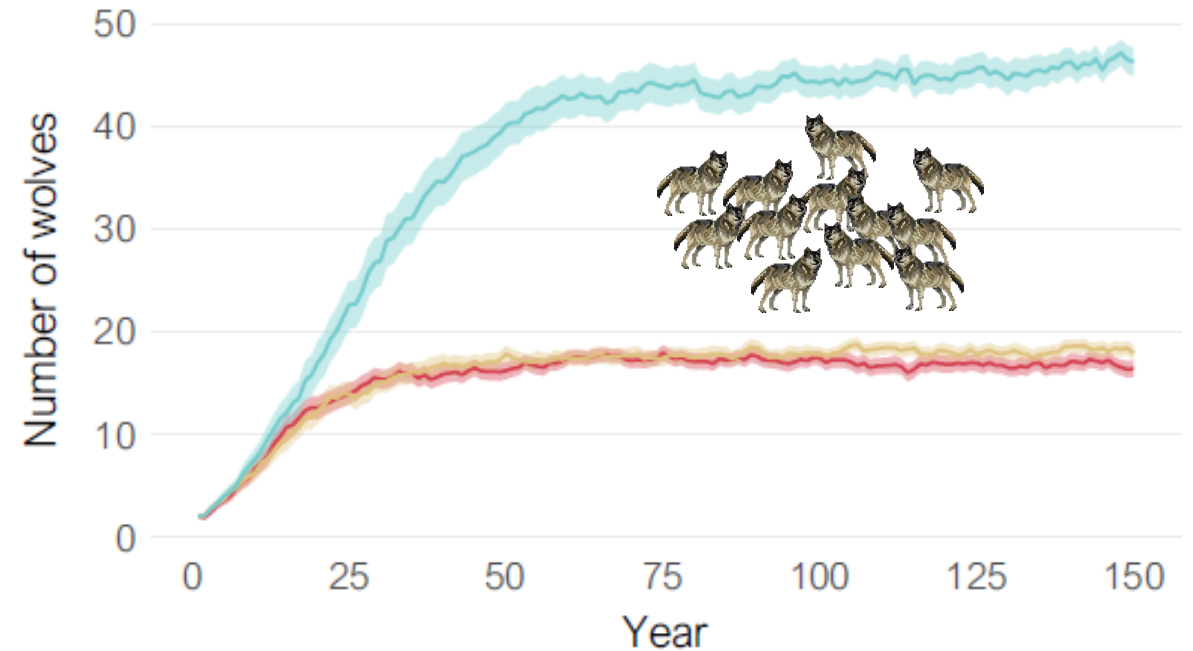
NO CULLING

**IBM X 150**

### A. Depredation risks



### B. Population size



# Simulating depredation and culling



RANDOM  
CULLING

**IBM X 150**

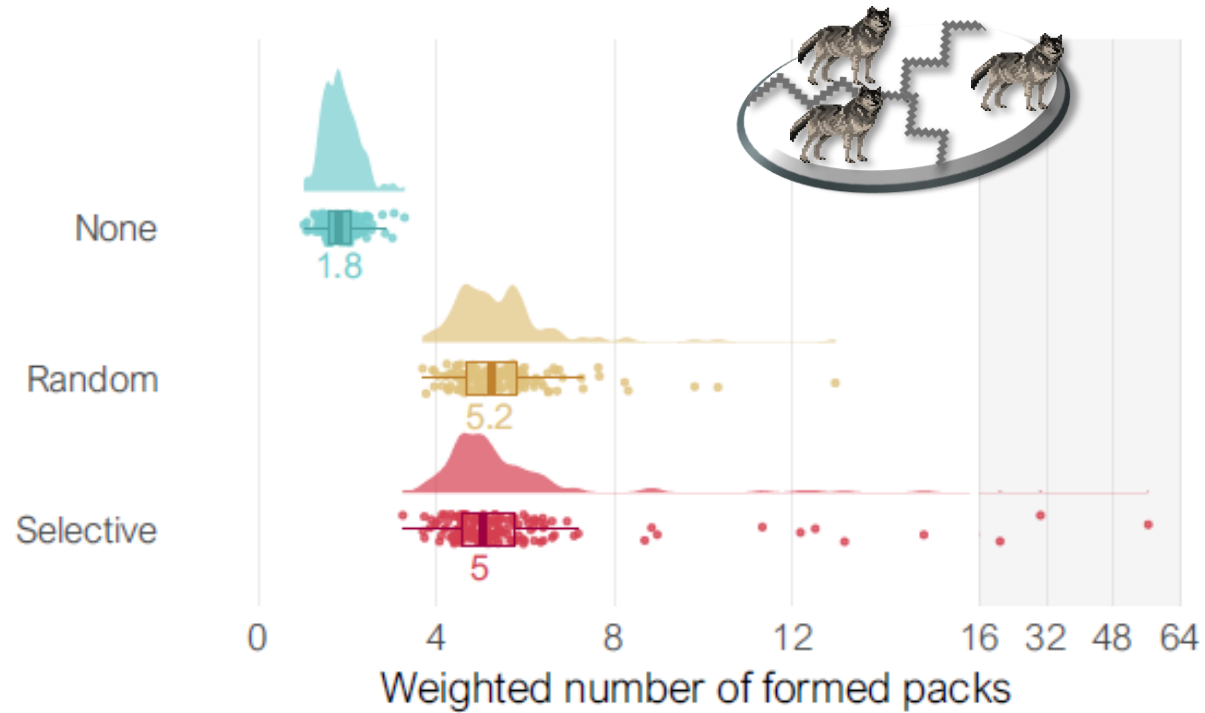
SELECTIVE  
CULLING

**IBM X 150**


NO CULLING

**IBM X 150**

## C. Pack turnover



# Simulating depredation and culling



RANDOM  
CULLING

**IBM X 150**

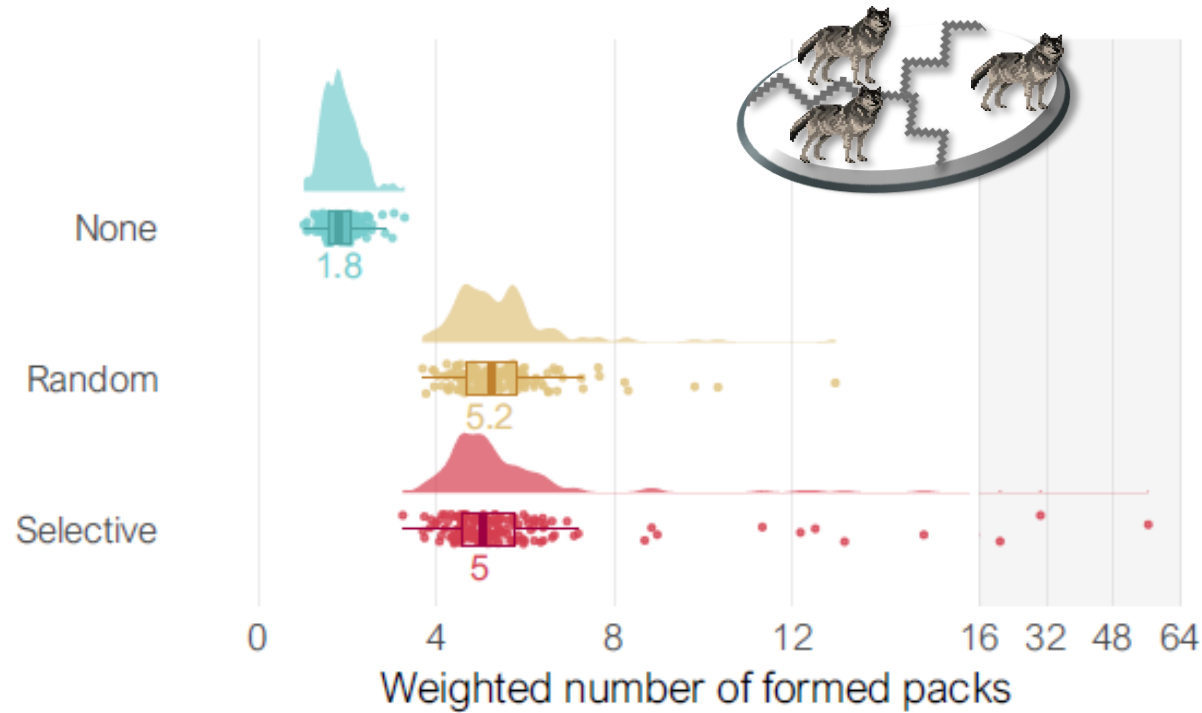
SELECTIVE  
CULLING

**IBM X 150**

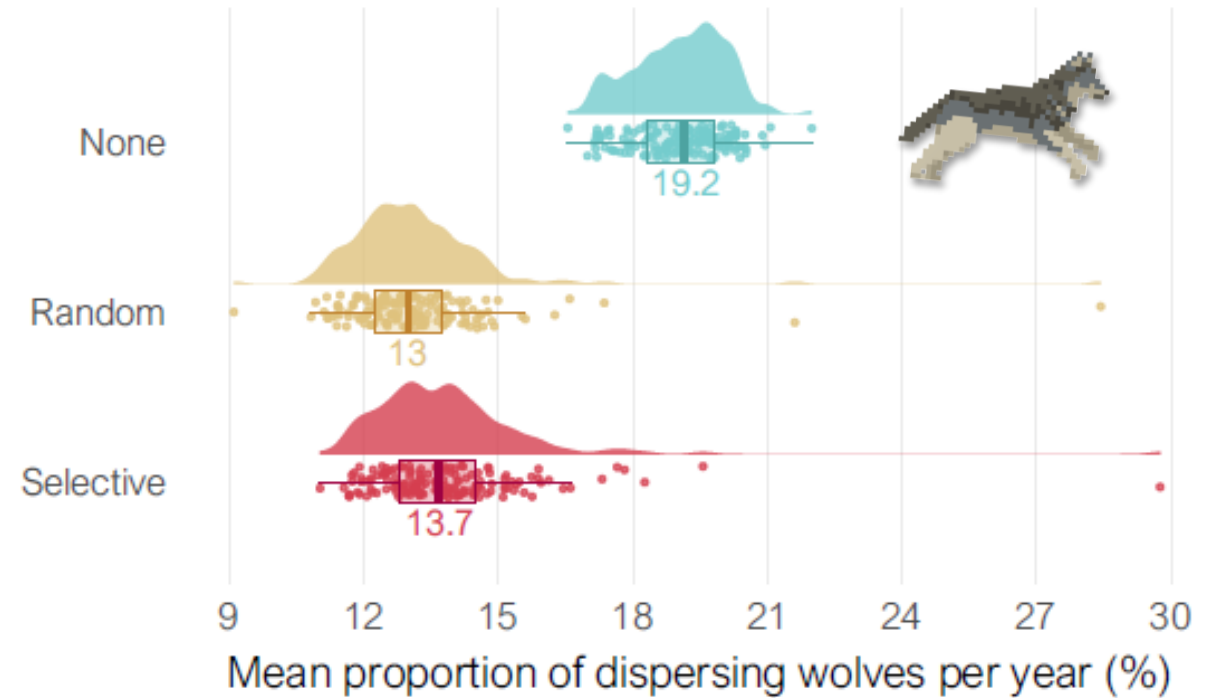
NO CULLING

**IBM X 150**


### C. Pack turnover



### D. Dispersal



# SUMMARY



The point of **INDIVIDUAL - BASED MODEL** for wolf research




Modeling a wolf population




Simulating depredation and culling



Conclusion and perspectives








## **INDIVIDUAL - BASED MODELS ...**

- are highly flexible to study population dynamics, especially for social species
- can help us to catch population-level mechanisms that are hard to understand with correlation approach
- provided interesting insights about culling effects on wolf population dynamics
- are mostly research tools but can be useful in certain well-informed contexts for management

# Conclusion and perspectives



## OUR WOLF INDIVIDUAL - BASED MODEL



Sarah  
BAUDUIN



Oksana  
GRENTÉ



Nina  
SANTOSTASI



Olivier  
GIMENEZ




Christophe  
DUCHAMP



Paolo  
CIUCCI



GitHub  
@SarahBauduin



## OUR WOLF INDIVIDUAL - BASED MODEL

Wildlife Biology

**WILDLIFE BIOLOGY** A JOURNAL FOR WILDLIFE SCIENCE  
Open Access

Evaluating the effects of wolf culling on livestock predation when considering wolf population dynamics in an individual-based model

Journal:	Wildlife Biology
Manuscript ID:	Draft
Wiley - Manuscript type:	Research Article
Keywords:	Canis lupus, damages, integrated model, lethal removal, pack turnover, simulation
Abstract:	<p>The efficiency of the management of predations on livestock by gray wolves (<i>Canis lupus</i>) through culling is under debate. Evaluating wolf culling efficiency requires to simultaneously analyze the effects of culling on the wolf population and the repercussions of these population changes on livestock predation. This protocol is technically difficult to implement in the field. To properly assess culling efficiency, we provide an integrated and flexible individual-based model that simulates interactions between wolf population dynamics, predation behavior and culling management. We considered a large number of social processes in wolves and we calibrated the model to match the Western Alps. The wolf predation behavior on livestock is highly context dependent and still remains poorly understood at the individual level. By considering the opportunistic nature of wolves and the grey community in the Alps, we assumed that predation on livestock increased with pack food needs. Under this assumption and considering that predation behavior only relied on wolves' characteristics, culling maintained wolf population size and predation risks at low levels. Contrary to what was expected, culling decreased the mean annual proportions of dispersing wolves in our simulations, by increasing settlement speed. This population-level mechanism compensated for high rates of mortality and for pack instability caused by culling. Our model gives insights about culling efficiency in one specific simulated context, but we do not expect that our assumptions about predation behavior are correct for the whole area of the Western Alps. Therefore, we encourage further explorations of the model to explore other assumptions about wolf predation behavior and the strength of compensatory mechanisms to breeder loss.</p>

SCHOLARONE™ Manuscripts



Oksana  
GRENTE



Sarah  
BAUDUIN



Nina  
SANTOSTASI



Simon  
CHAMAILLE-  
JAMMES



Christophe  
DUCHAMP





Nolwenn  
DROUET-  
HOGUET



Olivier  
GIMENEZ

# Conclusion and perspectives



**THANK YOU!**



**OFB**  
OFFICE FRANÇAIS  
DE LA BIODIVERSITÉ

